

# Get Streaming

Streaming Made Easy with Blue Fiber Corporation and MyBundle!



# Today we will cover

1. Streaming Overview
2. What You Need to Stream
3. Streaming Services and Apps
4. Network and Local Channels
5. Internet Speeds to Make Streaming Quick & Easy
6. Questions & Answers

# Questions we're here to answer

- How does streaming television work?
- Do I need to be technical?
- How do I find the channels I want?
- Can I stream without a computer?
- What do I need to get started?

# What is Streaming?

- Streaming is using the internet to deliver content (including Live TV) directly to your screen.
- Streaming has quickly become the fastest and cheapest way to watch everything you want.
- Streaming services offer a wide variety of content like live TV, movies, music events, regional sports, local news and on demand shows.




# We're here to help!

We can help you pick the streaming service that is right for you and your family. Blue Fiber Corporation has partnered with MyBundle to offer you a personalized streaming recommendation.

Many of these services offer a free trial period so you can try before you buy. If you find it's not your cup of tea, simply cancel.

Affordable pricing and monthly contracts make it easy to switch services whenever you want.



# Why should you cut the cord?




## Save money

The average Live TV streaming bundle is 50% less than your old cable TV.



## Waste less

Stop getting charged for channels you never watch.



## Watch anywhere

Watch from all your devices at home and on the go.



## Eliminate fees

What you see is what you pay for. No hidden, extra fees your cable company loves.



## No contracts

Nearly all streaming services have no contracts. Cancel anytime with monthly billing.



## Dump the big box

Watch directly through your Smart TV or Streaming devices.

# How to Stream



**Step 1**


Make sure your internet speeds are adequate

**BLUE FIBER**  
CORPORATION



**Step 2**

Get a compatible device or Smart TV



**Step 3**

Use Find My Bundle to figure out which services are best for you



# How to Stream

Enter an email address and password to create an account

## Step 4

Set up an online account with the streaming service(s) you want using an email address and memorable password


Credit Card  PayPal

CARD NUMBER ⓘ

EXPIRATION CVC ⓘ ZIP CODE  
MM / YY

## Step 5

Enter credit card details to pay for your subscription



## Step 6

Download your app on your TV or streaming device

# What gadgets do you need?

To stream tv, you will need a smart TV or one of these devices:



Roku



Tivo 4K



Apple TV




Amazon Fire Stick

## Fast Facts:

- Devices cost about \$30 - \$100
- If you have a smart TV, all you need to do is download the desired streaming apps
- For the best experience, use the same device on all the TVs in your home

# **How to set up a Roku device**

# Streaming Apps & Services



## Live TV Streaming

Streaming Live TV allows you to select services with the channels you want. Rather than being charged for hundreds of pre-selected TV channels.

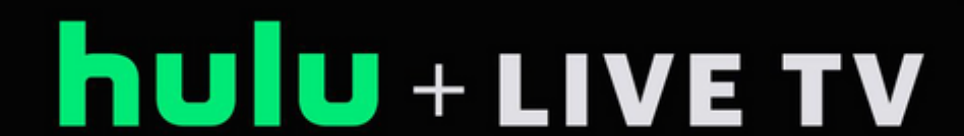
## On-Demand Streaming

Offers a cheaper alternative to view great content. Check out the MyBundle search tool to see where your favorite TV shows and movies are!

# Live TV Streaming Services

 YouTubeTV

DIRECTV

 hulu + LIVE TV

fubo


*frndly*<sup>TM</sup>

sling<sup>TM</sup>

philo

# Local Channels?

- Whether local/network channels are important to you or not, we can help!
- Many Live TV streaming services offer the major local network stations, some of them only offer one or two and others none at all.
- These Local channels contain local and national programming.
- We have partnered with MyBundle to provide a FREE streaming recommendation tool.




# Streaming Recommendation Tool

## How it works

1. Answer a few questions that help to determine what streaming services are best for you
2. Select the channels (and search for shows) that you watch
3. Get your results & sign up!

### All Your Channels

You asked and we answered, the service below has 100% of the channels you selected!



LIVE TV

\$83

---

**\$83/month**

100% of your channels

71 total channels


✓ cloud DVR

2 total streams

Channel List (Hulu) ▾

[Learn More](#)


You may also like:



CuriosityStream  
\$5

### Best Value

If you want to save even more, this bundle requires just giving up a channel or two.



\$28

---

**\$28/month**

50% of your channels


70 total channels

✓ cloud DVR


3 total streams

Channel List (Philo) ▾

**Some options to replace your missing channels:**



Antennas Direct  
Free  
ABC



Antennas Direct  
Free  
FOX

[Learn More](#)

# **How to cut the cord with MyBundle**



# DIRECTV

Looking to get our internet but don't want to lose the familiar cable experience?

DirecTV Streaming offers the closest to cable experience a customer can have and no satellite dish needed.

- Traditional remote with numbers & device(s) can be added
- Includes most Regional Sports Networks

## Con:

- Most expensive of all the streaming options (with fees)

# Internet Speeds

The faster the speed the better the experience

- Because streaming services come through the internet, you'll want to make sure you have the best speeds available.
- We recommend at least a [X] Mbps internet connection.
- Our customer service representatives can help you determine if your broadband speed is compatible with streaming.




# Streaming TV Guide

## Already streaming?

The MyBundle mobile app allows gives you on easy place to track all of your favorite shows and movies

- Find where to watch content
- Add new shows and movies to your Watchlist
- Share with friends and family
- Keep track of your apps



**Q & A**